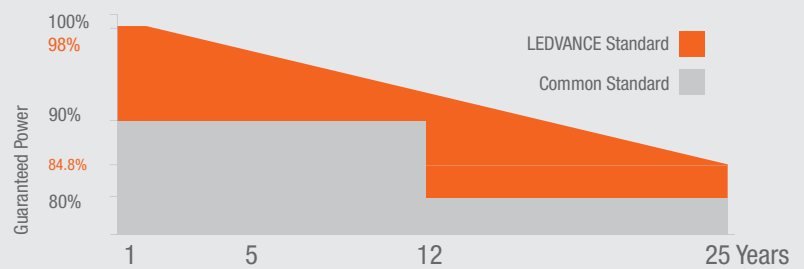


M585~605P60UM-SF-F3

120CELLS HALF-CUT
Monocrystalline PERC PV Module
Silver Frame



12 YEARS Product guarantee

25 YEARS Output guarantee

585-605Wp Power range

21,37% Maximum efficiency

0,55% Yearly degradation

12BB Excellent Cell Efficiency
Multi Bus Bar technology increases the efficiency of the modules



Resistance to power degradation

Resistance to power degradation caused by Potential-Induced Degradation PID effect, thanks to strict quality control in the module production process and other subassemblies



Better Weak Illumination Response

More power output in weak light conditions, such as haze, clouds and early morning



Adapted to harsh outdoor environments

Resistant to harsh environments such as salt, ammonia, sand, high temperatures and high humidity environments



Highest production standards

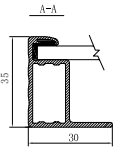
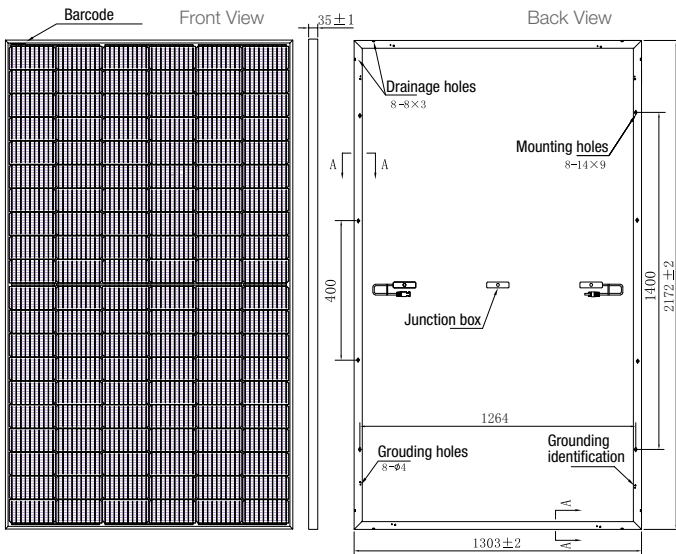
Guarantees of operational reliability and quality module implementations go far beyond requirements specified in certificates



IEC 61215: Design suitability and type approval
IEC 61730: Safety qualification
IEC 61701: Salt mist corrosion testing
IEC 62716: Ammonia corrosion testing
IEC 60068: Environmental testing: Dust and sand

With subsidiaries in more than 50 countries and business activities in over 150 countries, LEDVANCE is committed to supplying reliable and durable PV products to customers to create together a greener planet.

Dimensions of PV module (mm)



NOTE:
Frame color and cable length can be customized.

ELECTRICAL CHARACTERISTIC | STC ¹⁾

Power Level	585	590	595	600	605
Nominal power Watt P_{max} (Wp)	585	590	595	600	605
Maximum power voltage V_{mpp} (V)	33.82	34.01	34.20	34.39	34.60
Maximum power current I_{mpp} (A)	17.30	17.35	17.40	17.45	17.49
Open circuit voltage V_{oc} (V)	40.92	41.11	41.30	41.49	41.70
Short circuit current I_{sc} (A)	18.35	18.40	18.45	18.50	18.54
Module efficiency η (%)	20.67	20.84	21.02	21.20	21.37

Measuring tolerance: $\pm 3\%$

ELECTRICAL CHARACTERISTIC | NMOT ²⁾

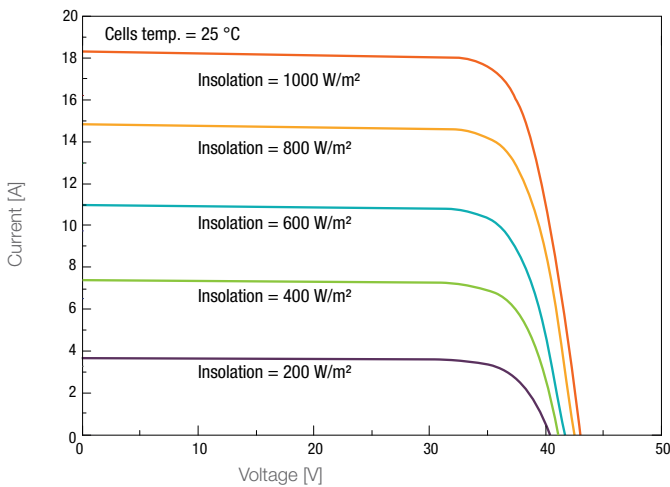
Power Level	585	590	595	600	605
Maximum power P_{max} (Wp)	443	447	451	454	458
Maximum power voltage V_{mpp} (V)	31.54	31.73	31.92	32.02	32.21
Maximum power current I_{mpp} (A)	14.05	14.09	14.13	14.18	14.22
Open circuit voltage V_{oc} (V)	38.53	38.73	38.92	39.12	39.31
Short circuit current I_{sc} (A)	14.81	14.85	14.88	14.92	14.96

Measuring tolerance: $\pm 3\%$

WORKING CONDITIONS

Maximum system voltage	1500 V DC
Operating temperature	-40°C~+85°C
Operating humidity	5~85%
Maximum series fuse	30 A
Front/Rear side load	5400 Pa / 2400 Pa

Current-voltage curve of the module by different insolation



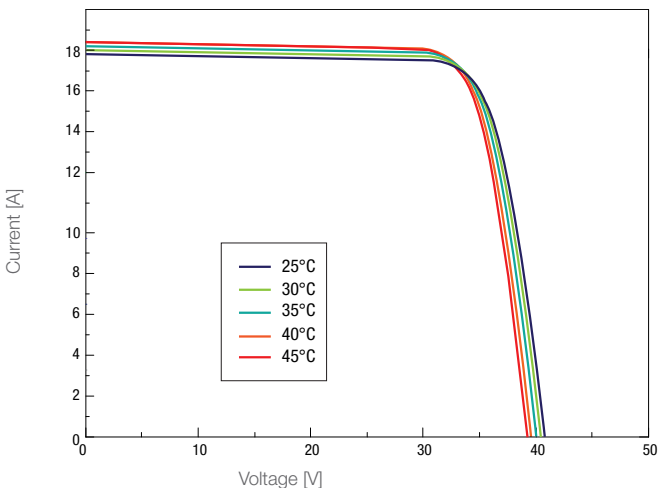
MECHANICAL DATA

Solar cells	Mono PERC
Number of cells	120 (6x20) pcs
Size of cells	210 x 105 mm
Module dimension	2172 x 1303 x 35 mm
Frame color	SF – silver
Weight	29.9±1 kg
Glass	3.2 mm tempered glass, anti-reflective coating
Type of frame	Anodized aluminum alloy
Junction box	IP68, 3 diodes
Cables	4 mm², 300 mm or 1400 mm
Connectors	Stäubli MC4 EVO 2

TEMPERATURE RATINGS

NMOT	44±2 °C
Temperature coefficient of P_{max}	-0.34% / °C
Temperature coefficient of V_{oc}	-0.25% / °C
Temperature coefficient of I_{sc}	0.04% / °C

Current-voltage curve of the PV module by temperature



PACKAGING CONFIGURATION

Piece / Box	31
Size of packing	1350 x 1130 x 2300 mm
Weight of packing	987 kg
Piece / Container (40'HC)	558

FOOTNOTES:

- 1) STC (Standard Test Conditions): 1000W/m² solar irradiance, cell temperature 25°C, AM 1.5G
- 2) NMOT (nominal cell operating temperature): insolation 800W/m², ambient temperature 20°C, AM 1.5G, wind speed 1m/s

CAUTION:

- Do not connect two or more strings of modules to one fuse.
- The electrical data in this product sheet does not refer to a single module and is not part of the offer, it is used to compare different types of modules only.
- Due to continuous technical innovation, development and product improvement, technical data contained in this product sheet is subject to change at any time without notice and may not be the basis for any damage claims.