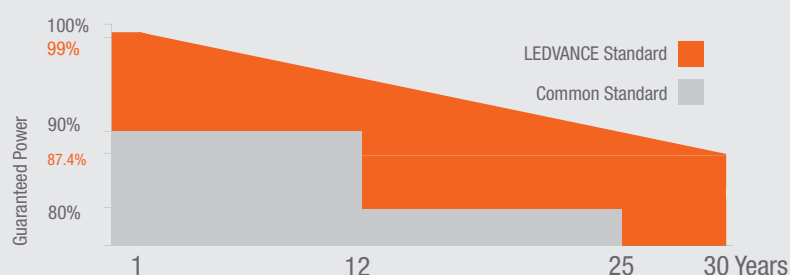


## M470~490N60LB-BB-F7

120 Half-Cut Cells  
N-TOPCon Bifacial Module  
Full Black



**25  
YEARS**

**Product  
guarantee**

**30  
YEARS**

**Linear Power  
guarantee**

**470-  
490Wp**

**Power  
range**

**22.63%**

**Maximum  
efficiency**

**0.40%**

**Yearly  
degradation**



**Excellent Cell Efficiency**

Super multi Bus Bar technology increases the efficiency of the modules



**Resistance to power degradation**

Resistance to power degradation caused by Potential-Induced Degradation PID effect, thanks to strict quality control in the module production process and other subassemblies



**Better Weak Illumination Response**

Excellent performance in weak light conditions, such as haze, clouds and early morning



**Adapted to harsh outdoor environments**

Resistant to harsh environments such as salt, ammonia, sand, high temperatures and high humidity environments



**Highest production standards**

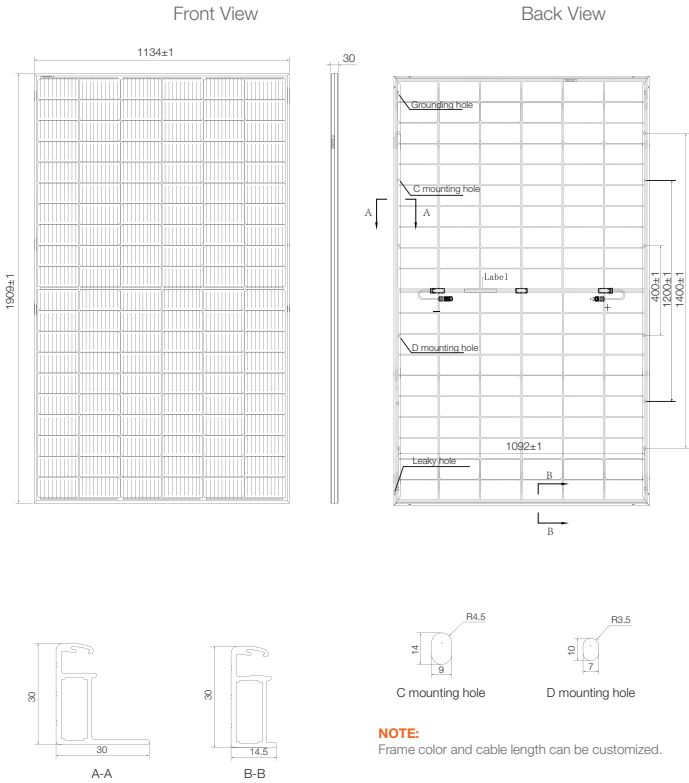
Guarantees of operational reliability and quality module production go far beyond requirements specified in certificates



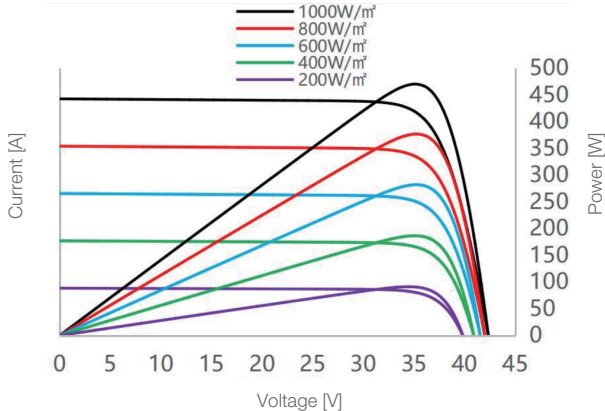
IEC 61215: Design suitability and type approval  
IEC 61730: Safety qualification  
IEC 61701: Salt mist corrosion testing  
IEC 62716: Ammonia corrosion testing  
IEC 60068: Environmental testing: Dust and sand

With subsidiaries in more than 50 countries and business activities in over 150 countries, LEDVANCE is committed to supplying reliable and durable PV products to customers to create together a greener planet.

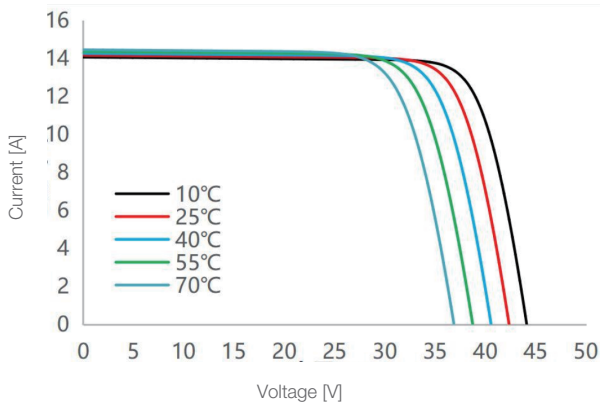
Dimensions of PV module (mm)



Current-voltage curve of the module by different insolation



Current-voltage curve of the PV module by temperature



ELECTRICAL CHARACTERISTIC | STC <sup>1)</sup>

Module	M470N60 LB-BB	M475N60 LB-BB	M480N60 LB-BB	M485N60 LB-BB	M490N60 LB-BB
Nominal power Watt P <sub>max</sub> (Wp)	470	475	480	485	490
Maximum power voltage V <sub>mpp</sub> (V)	35.03	35.19	35.35	35.51	35.67
Maximum power current I <sub>mpp</sub> (A)	13.42	13.50	13.58	13.66	13.74
Open circuit voltage V <sub>oc</sub> (V)	42.35	42.51	42.68	42.85	43.02
Short circuit current I <sub>sc</sub> (A)	14.16	14.24	14.32	14.40	14.48
Module efficiency η(%)	21.71	21.94	22.17	22.40	22.63

Measuring tolerance: ±3%

Bifacial Output-Rearside Power Gain (470W)

Power Gain	5%	10%	15%	20%	25%
Maximum Power (P <sub>max</sub> )[W]	494	517	541	564	588
Open-Circuit Voltage (V <sub>oc</sub> )[V]	42.36	43.38	44.40	44.42	44.44
Maximum Power Voltage (V <sub>mp</sub> )[V]	35.34	35.34	35.34	35.35	35.35
Short-Circuit Current (I <sub>sc</sub> )[A]	14.60	15.15	15.68	16.25	16.80
Maximum Power Current (I <sub>mp</sub> ) [A]	13.98	14.63	15.31	15.96	16.64

ELECTRICAL CHARACTERISTIC | NMOT <sup>2)</sup>

Power Level	560	565	570	575	580
Maximum power P <sub>max</sub> (Wp)	353	357	361	365	369
Maximum power voltage V <sub>mpp</sub> (V)	40.25	40.41	40.57	40.73	40.89
Maximum power current I <sub>mpp</sub> (A)	32.93	33.10	33.28	33.46	33.64
Open circuit voltage V <sub>oc</sub> (V)	11.42	11.49	11.55	11.62	11.69
Short circuit current I <sub>sc</sub> (A)	10.73	10.79	10.85	10.91	10.97

Measuring tolerance: ±3%

WORKING CONDITIONS

Maximum system voltage	1500 V DC
Operating temperature	-40°C~+85°C
Operating humidity	5~85%
Maximum series fuse	30 A
Front/Rear side load	5400 pa / 2400 pa

MECHANICAL DATA

Solar cells	Mono N-type
Number of cells	120 (6x20) pcs
Size of cells	182 x 91 mm
Module dimension	1909 x 1134 x 30 mm
Frame color	BB – Full Black
Weight	25.5±1 kg
Glass	Front glass, 2.0mm coated semi-tempered glass Back Glass, 2.0mm glazed semi-tempered glass
Type of frame	Anodized aluminum alloy
Junction box	IP68, 3 diodes
Cables	4 mm <sup>2</sup> , 1200 mm
Connectors	Staubli MC4-EVO2

TEMPERATURE RATINGS

NMOT	45±2 °C
Temperature coefficient of P <sub>max</sub>	-0.290% / °C
Temperature coefficient of V <sub>oc</sub>	-0.260% / °C
Temperature coefficient of I <sub>sc</sub>	0.045% / °C

PACKAGING CONFIGURATION

Piece / Box	36
Size of packing	1954 x 1130 x 1270 mm
Weight of packing	1005 kg
Piece / Container (40'HC)	864

FOOTNOTES:

- 1) STC (Standard Test Conditions): 1000W/m<sup>2</sup> solar irradiance, cell temperature 25°C, AM 1.5G  
2) NMOT (nominal cell operating temperature): insolation 800W/m<sup>2</sup>, ambient temperature 20°C, AM 1.5G, wind speed 1m/s

CAUTION:

- Do not connect two or more strings of modules to one fuse.  
– The electrical data in this product sheet does not refer to a single module and is not part of the offer, it is used to compare different types of modules only.  
– Due to continuous technical innovation, development and product improvement, technical data contained in this product sheet is subject to change at any time without notice and may not be the basis for any damage claims.