

# PRODUCT DATASHEET

## LED Classic P 60 V 6.5W 827 Frosted E14

LED CLASSIC P V | LED lamps, classic mini-ball shape



### Areas of application

- Domestic applications
- General illumination
- Outdoor use in suitable outdoor luminaires only

### Product benefits

- Lower energy consumption than incandescent or halogen lamps
- Easy replacement of classic lamps thanks to compact design
- Instant 100 % light, no warm-up time

### Product features

- Professional LED lamps for line voltage
- Not dimmable
- Lifetime up to 15,000 h
- Good quality of light; color rendering index  $R_a \geq 80$ ; constant chromaticity



---

## TECHNICAL DATA

### Electrical data

Nominal wattage	6.5 W
Construction wattage	6.50 W
Nominal voltage	220...240 V
Operating mode	AC Mains
Claimed equiv. conventional lamp power	60 W
Nominal current	48 mA
Type of current	AC
Inrush current	9.76 A
Operating frequency	50/60 Hz
Mains frequency	50/60 Hz
Max. lamp number on MCB B10 A	34
Max. lamp number on MCB B16 A	42
Total harmonic distortion	116.30 %
Power factor $\lambda$	0.65

### Photometrical data

Luminous flux	806 lm
Luminous efficacy	124 lm/W
Lumen main.fact.at end of nom.life time	0.93
Light color (designation)	Warm White
Color temperature	2700 K
Color rendering index Ra	80
Light color	827
Standard deviation of color matching	$\leq 6$ sdc <sub>m</sub>
Flickering metric (Pst LM)	1.0
Stroboscope effect metric (SVM)	0.4



SPECTRAL POWER DISTRIBUTION  
RGBTW 24W 2700K

Light technical data

Beam angle	150 °
Warm-up time (60 %)	< 0.50 s
Starting time	< 0.5 s

Dimensions & Weight

Overall length	79.00 mm
Diameter	45.00 mm
Maximum diameter	79 mm
Product weight	20.00 g

Temperatures & operating conditions

Ambient temperature range	-20...+40 °C
Maximum temperature at tc test point	95 °C

Lifespan

Lifespan L70/B50 at 25 °C	10000 h
Number of switching cycles	100000
Lumen maintenance at end of service lifetime	0.93

Additional product data

Base (standard designation)	E14
Mercury content	0.0 mg
Mercury-free	Yes
Design / version	Frosted
Product remark	All technical parameters apply to the entire lamp / Due to the complex production process for light-emitting diodes, the typical values shown for the technical LED parameters are purely statistical values that do not necessarily match the actual technical parameters of each individual product, which can vary from the typical value

### Capabilities

Dimmable	No
----------	----

### Certificates & Standards

Energy efficiency class	E <sup>1)</sup>
Energy consumption	7.00 kWh/1000h
Type of protection	IP20
Standards	CE / UKCA / EAC
Photobiological safety group acc. to EN62778	RG0

<sup>1)</sup> Energy efficiency class (EEC) on a scale of A (highest efficiency) to G (lowest efficiency)

### Country-specific categorizations

Order reference	LED CLP60 6.5W
-----------------	----------------

### LOGISTICAL DATA

Temperature range at storage	-20...+80 °C
------------------------------	--------------

### Energy labelling regulation data acc EU 2019/2015




Lighting technology used	LED
Non-directional or directional	NDLS
Mains or non-mains	MLS
Light source cap-type (or other electric interface)	E14
Connected light source (CLS)	No
Color-tuneable light source	No
Envelope	No
High luminance light source	No
Anti-glare shield	No
Correlated colour temperature type	SINGLE_VALUE


Standby power	0.00 W
Claim of equivalent power	Yes
Length	79.00 mm
Height	45.00 mm
Width	45.00 mm
Chromaticity coordinate x	0.4578
Chromaticity coordinate y	0.4101
R9 Colour rendering index	1
Beam angle correspondence	SPHERE_360
Survival factor	0.90
Displacement factor	0.947
LED light source replaces a fluorescent light source	No
EPREL ID	1351528,1855170,2192459
Model number	AC45026,AC56461,AC69363

Safety advice

- Do not touch the lamp if broken.
- Must not be used if outer bulb is defective.

DOWNLOAD DATA

Documents and certificates		Document name
	Declarations of conformity	Classic A_B_P 15000h FR
	Declarations of conformity	LED CLASSIC
	Declarations of conformity UKCA	LED CLASSIC

Photometric and lighting design files		Document name
	Spectral power distribution	SPECTRAL POWER DISTRIBUTION RGBTW 24W 2700K

LOGISTICAL DATA

Product code	Packaging unit (Pieces/Unit)	Dimensions (length x width x height)	Gross weight	Volume
--------------	------------------------------	--------------------------------------	--------------	--------

Product code	Packaging unit (Pieces/Unit)	Dimensions (length x width x height)	Gross weight	Volume
4099854049224	Folding box 1	45 mm x 45 mm x 84 mm	29.00 g	0.17 dm <sup>3</sup>
4099854049231	Shipping box 10	238 mm x 99 mm x 95 mm	352.00 g	2.24 dm <sup>3</sup>

The mentioned product code describes the smallest quantity unit which can be ordered. One shipping unit can contain one or more single products. When placing an order, for the quantity please enter single or multiples of a shipping unit.

---

### References / Links

- For further products and actual information concerning LED lamps see [www.ledvance.com/ledlamps](http://www.ledvance.com/ledlamps)
- For Guarantee see [www.ledvance.com/guarantee](http://www.ledvance.com/guarantee)

---

### DISCLAIMER

Subject to change without notice. Errors and omission excepted. Always make sure to use the most recent release.