

PRODUCT DATASHEET

LT 80K F2-DC-AFCI-WIET



Areas of application

- Commercial and industrial installations
- Utility installations

Product benefits

- 10 years of product guarantee
- Built-in LCD display
- Wide voltage range and low startup voltage
- AFCI protection, proactively reduces fire risk
- Versions with PID available
- Level II surge protection on AC and DC side
- Automatic voltage stabilization technology in weak grid conditions
- Easy installation

Product features

- Smart fan cooling
- Integrated DC switch
- Protection rating: IP66
- Original Stäubli MC4 connectors

403 Forbidden

TECHNICAL DATA

Electrical data

| | |
|--|--------------|
| Output phases | 3-phase |
| Max. input power DC | 120 kW |
| Input voltage DC | 600 V |
| MPP voltage | 160 - 1000 V |
| Max. input current DC | 40 A |
| Max. input current DC per string input | 20 A |
| Max. input current DC per MPP tracker | 40 A |
| Number of independent MPPT inputs | 6 |
| String connections per MPPT input | 2 |
| Nominal output power AC | 80 kW |

Dimensions & Weight

| | |
|----------------|------------|
| Length | 1065 mm |
| Width | 363 mm |
| Height | 585 mm |
| Product weight | 77000.00 g |

Additional product data

| | |
|--------------------------------|--------------|
| Integrated DC switch | Yes |
| Connection DC for battery | No |
| Suitable for emergency power | No |
| Charging controller integrated | No |
| With data logging | Yes |
| Wireless | Yes |
| Display | Standard |
| Ethernet | Yes |
| Integrated transformer | No |
| Type of connection | Staubli MC4 |
| Temperature range in operation | -30...+60 °C |
| Ambient temperature range | -30...+60 °C |
| Outdoor application | No |
| Type of protection | IP66 |
| Product color | White |

Efficiency




| | |
|---------------------|---------|
| Maximum efficiency | 98.50 % |
| European efficiency | 98.00 % |

403 Forbidden

EQUIPMENT / ACCESSORIES

- Mounting bracket included
- Data logger included
- Supplied with user manual
- Additional DC connectors for the outlets on the inverter
- Fastening screws included

DOWNLOAD DATA

| | Documents and certificates | Document name |
|--|--|---|
|  | User instruction / safety instructions | Three Phased String Inverter 80-110K F2 |
|  | Declarations of conformity | CE declaration_LT80-110K |
|  | Product family datasheet | LT 80-110K F2 |

LOGISTICAL DATA

| Product code | Packaging unit (Pieces/Unit) | Dimensions (length x width x height) | Gross weight | Volume |
|---------------|------------------------------|--------------------------------------|--------------|------------------------|
| 4099854167904 | Shipping box 1 | 1,350 mm x 700 mm x 505 mm | 82400.00 g | 477.23 dm ³ |

The mentioned product code describes the smallest quantity unit which can be ordered. One shipping unit can contain one or more single products. When placing an order, for the quantity please enter single or multiples of a shipping unit.

References / Links

- For Guarantee see www.ledvance.com/guarantee

DISCLAIMER

Subject to change without notice. Errors and omission excepted. Always make sure to use the most recent release.

403 Forbidden